



AUTOMATIC LEVELS AL SERIES



Datum

PRODUCT GUIDE AUTOMATIC LEVELS - AL SERIES

This guide provides basic information on our Optical Automatic Level range. Should you require further information or assistance please contact us directly.

TYPICAL KIT COMPONENTS

AUTOMATIC LEVEL



LIGHTWEIGHT TRIPOD



LEVELLING STAFF

OPTIONAL STAFF STAND

ALL ABOUT THE LEVEL

The level comes supplied in its own carry case, which protects it from bumps, and keeps it away from the elements. The case also contains a User Manual and a Plumb Bob, which can be used to help set the instrument up above a point.

USER MANUAL






PLUMB BOB



TEL 01924 263346 FAX 01924 280244

WEB WWW.DATUMPRODUCTS.COM EMAIL SALES@DATUMPRODUCTS.COM

THE LEVEL ITSELF





WHAT DOES AN AUTOMATIC LEVEL DO?

An Automatic Level is basically used to provide you with a height (level) difference between two or more points. They come in a variety of specifications, but as a typical guide, a standard model will give an approximate accuracy of 2mm in 100m.

Levels are generally two men instruments, as one man is required to take the reading, while one holds the staff. You can also use an optional Staff stand if you want to use the level as a 1 person setup.

HOW DO YOU SET UP A LEVEL?

Set the Tripod up so that the head is around chin height and the legs are approximately 2 feet apart. Keep the Tripod head as level as possible.

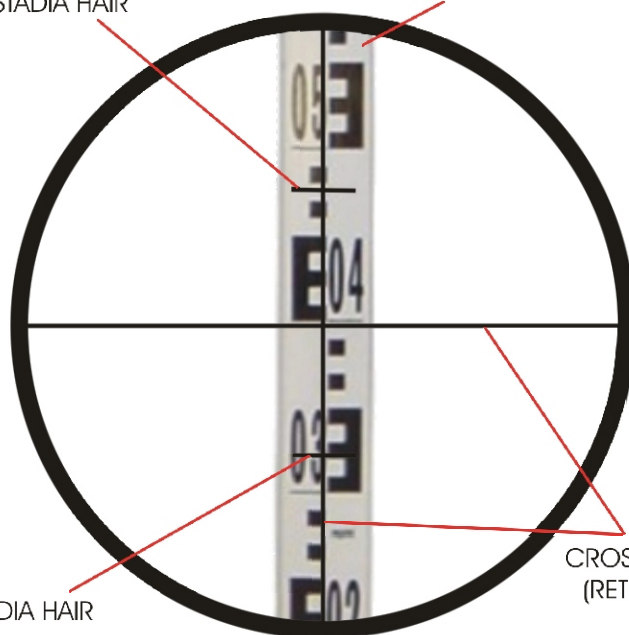
Fasten the Level to the tripod head, and bring the Bulls Eye bubble to the centre using the foot screws

Sight the staff, and ensure that the cross hairs are in focus by adjusting the Reticule Focus Ring (eyepiece - see diagram) and also that the staff is in focus by adjusting the focus knob.



HOW DO YOU TAKE A READING?

STADIA HAIR STAFF



STADIA HAIR

CROSS HAIRS (RETICULE)

Use the Vertical Cross Hair to ensure the staff is Vertical

The Horizontal Cross Hair takes the reading. Use the blocks on the staff to count up in 10mm intervals, and estimate the mm

SO IN OUR EXAMPLE THE READING IS 0.398m

You can also calculate how far the staff is away from you by using the STADIA HAIRS. Take the reading of the bottom hair from the top hair, multiply by 100 and you have the distance.

IN OUR EXAMPLE
 $0.475 - 0.320 = 0.155$
 $0.155 * 100 = 15.5m$



TEL 01924 263346 FAX 01924 280244

WEB WWW.DATUMPRODUCTS.COM EMAIL SALES@DATUMPRODUCTS.COM